
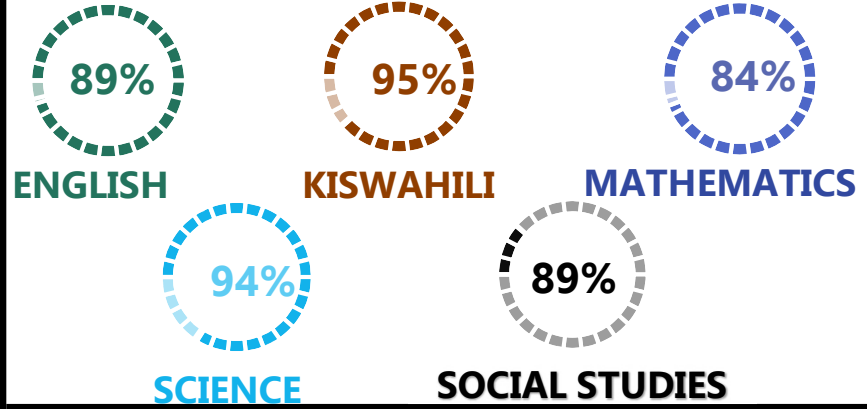
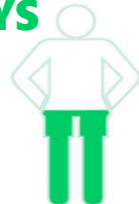





	<h1 style="margin:0;">GOD'S BRIDGE</h1>																																																																																											
REGION: MBEYA	SCHOOL AVERAGE: 225.4	BAND 2																																																																																										
DISTRICT: MBALIZI		CATEGORY ABOVE 40																																																																																										
SUBJECT PERFORMANCE ANALYSIS																																																																																												
<table border="1" style="width:100%; border-collapse: collapse;"> <thead> <tr> <th style="text-align: left;">SUBJECT NAME</th> <th style="text-align: center;">AVG</th> <th style="text-align: center;">%</th> <th style="text-align: center;">RNK</th> </tr> </thead> <tbody> <tr><td>KISWAHILI</td><td style="text-align: center;">47.5</td><td style="text-align: center;">95%</td><td style="text-align: center;">1</td></tr> <tr><td>SCIENCE</td><td style="text-align: center;">47.1</td><td style="text-align: center;">94%</td><td style="text-align: center;">2</td></tr> <tr><td>ENGLISH</td><td style="text-align: center;">44.5</td><td style="text-align: center;">89%</td><td style="text-align: center;">3</td></tr> <tr><td>SOCIAL STUDIES</td><td style="text-align: center;">44.3</td><td style="text-align: center;">89%</td><td style="text-align: center;">4</td></tr> <tr><td>MATHEMATICS</td><td style="text-align: center;">41.9</td><td style="text-align: center;">84%</td><td style="text-align: center;">5</td></tr> </tbody> </table> <table border="1" style="width:100%; border-collapse: collapse;"> <thead> <tr> <th style="text-align: left;">BOYS/GIRLS PASS RATE</th> <th style="text-align: center;">STD</th> <th style="text-align: center;">AVG</th> <th style="text-align: center;">%</th> </tr> </thead> <tbody> <tr><td>BOYS</td><td style="text-align: center;">25</td><td style="text-align: center;">0.53</td><td style="text-align: center;">53%</td></tr> <tr><td>GIRLS</td><td style="text-align: center;">22</td><td style="text-align: center;">0.47</td><td style="text-align: center;">47%</td></tr> </tbody> </table>	SUBJECT NAME	AVG	%	RNK	KISWAHILI	47.5	95%	1	SCIENCE	47.1	94%	2	ENGLISH	44.5	89%	3	SOCIAL STUDIES	44.3	89%	4	MATHEMATICS	41.9	84%	5	BOYS/GIRLS PASS RATE	STD	AVG	%	BOYS	25	0.53	53%	GIRLS	22	0.47	47%																																																								
SUBJECT NAME	AVG	%	RNK																																																																																									
KISWAHILI	47.5	95%	1																																																																																									
SCIENCE	47.1	94%	2																																																																																									
ENGLISH	44.5	89%	3																																																																																									
SOCIAL STUDIES	44.3	89%	4																																																																																									
MATHEMATICS	41.9	84%	5																																																																																									
BOYS/GIRLS PASS RATE	STD	AVG	%																																																																																									
BOYS	25	0.53	53%																																																																																									
GIRLS	22	0.47	47%																																																																																									
<table border="1" style="width:100%; border-collapse: collapse;"> <thead> <tr> <th colspan="6" style="text-align: center;">GRADE ANALYSIS SUMMARY</th> </tr> <tr> <th style="text-align: left;">SUBJECT NAME/GRADE</th> <th style="text-align: center;">A</th> <th style="text-align: center;">B</th> <th style="text-align: center;">C</th> <th style="text-align: center;">D</th> <th style="text-align: center;">E</th> </tr> </thead> <tbody> <tr><td>MATHEMATICS</td><td style="text-align: center;">32</td><td style="text-align: center;">15</td><td style="text-align: center;">0</td><td style="text-align: center;">0</td><td style="text-align: center;">0</td></tr> <tr><td>KISWAHILI</td><td style="text-align: center;">47</td><td style="text-align: center;">0</td><td style="text-align: center;">0</td><td style="text-align: center;">0</td><td style="text-align: center;">0</td></tr> <tr><td>ENGLISH</td><td style="text-align: center;">44</td><td style="text-align: center;">3</td><td style="text-align: center;">0</td><td style="text-align: center;">0</td><td style="text-align: center;">0</td></tr> <tr><td>SCIENCE</td><td style="text-align: center;">47</td><td style="text-align: center;">0</td><td style="text-align: center;">0</td><td style="text-align: center;">0</td><td style="text-align: center;">0</td></tr> <tr><td>SOCIAL STUDIES</td><td style="text-align: center;">47</td><td style="text-align: center;">0</td><td style="text-align: center;">0</td><td style="text-align: center;">0</td><td style="text-align: center;">0</td></tr> </tbody> </table> <table border="1" style="width:100%; border-collapse: collapse;"> <thead> <tr> <th style="text-align: left;">OVERALL GRADE ANALYSIS</th> <th style="text-align: center;">NO.</th> <th style="text-align: center;">SEATED</th> <th style="text-align: center;">%</th> </tr> </thead> <tbody> <tr><td style="text-align: center;">A</td><td style="text-align: center;">47</td><td rowspan="3" style="text-align: center;">47</td><td style="text-align: center;">100%</td></tr> <tr><td style="text-align: center;">B</td><td style="text-align: center;">0</td><td style="text-align: center;">0%</td></tr> <tr><td style="text-align: center;">C</td><td style="text-align: center;">0</td><td style="text-align: center;">0%</td></tr> <tr><td style="text-align: center;">D</td><td style="text-align: center;">0</td><td rowspan="2" style="text-align: center;">0</td><td style="text-align: center;">0%</td></tr> <tr><td style="text-align: center;">E</td><td style="text-align: center;">0</td><td style="text-align: center;">0%</td></tr> </tbody> </table>	GRADE ANALYSIS SUMMARY						SUBJECT NAME/GRADE	A	B	C	D	E	MATHEMATICS	32	15	0	0	0	KISWAHILI	47	0	0	0	0	ENGLISH	44	3	0	0	0	SCIENCE	47	0	0	0	0	SOCIAL STUDIES	47	0	0	0	0	OVERALL GRADE ANALYSIS	NO.	SEATED	%	A	47	47	100%	B	0	0%	C	0	0%	D	0	0	0%	E	0	0%	<table border="1" style="width:100%; border-collapse: collapse;"> <thead> <tr> <th colspan="2" style="text-align: center;">BOYS VS GIRLS PASSRATE (%)</th> </tr> </thead> <tbody> <tr> <td style="text-align: center;"> 53%</td> <td style="text-align: center;"> 47%</td> </tr> </tbody> </table> <table border="1" style="width:100%; border-collapse: collapse;"> <thead> <tr> <th colspan="3" style="text-align: center;">OVERALL PERFORMANCE ANALYSIS</th> </tr> </thead> <tbody> <tr><td>REGISTERED</td><td style="text-align: center;">47</td><td style="text-align: center;">100%</td></tr> <tr><td>SEATED</td><td style="text-align: center;">47</td><td style="text-align: center;">100%</td></tr> <tr><td>ABSENTEES</td><td style="text-align: center;">0</td><td style="text-align: center;">0%</td></tr> <tr><td>PASSED</td><td style="text-align: center;">47</td><td style="text-align: center;">100%</td></tr> <tr><td>FAILED</td><td style="text-align: center;">0</td><td style="text-align: center;">0%</td></tr> <tr><td>SCHOOL POSITION</td><td colspan="2" style="text-align: center;">4</td></tr> <tr><td>TOTAL SCHOOLS</td><td colspan="2" style="text-align: center;">52</td></tr> </tbody> </table>	BOYS VS GIRLS PASSRATE (%)		 53%	 47%	OVERALL PERFORMANCE ANALYSIS			REGISTERED	47	100%	SEATED	47	100%	ABSENTEES	0	0%	PASSED	47	100%	FAILED	0	0%	SCHOOL POSITION	4		TOTAL SCHOOLS	52	
GRADE ANALYSIS SUMMARY																																																																																												
SUBJECT NAME/GRADE	A	B	C	D	E																																																																																							
MATHEMATICS	32	15	0	0	0																																																																																							
KISWAHILI	47	0	0	0	0																																																																																							
ENGLISH	44	3	0	0	0																																																																																							
SCIENCE	47	0	0	0	0																																																																																							
SOCIAL STUDIES	47	0	0	0	0																																																																																							
OVERALL GRADE ANALYSIS	NO.	SEATED	%																																																																																									
A	47	47	100%																																																																																									
B	0		0%																																																																																									
C	0		0%																																																																																									
D	0	0	0%																																																																																									
E	0		0%																																																																																									
BOYS VS GIRLS PASSRATE (%)																																																																																												
 53%	 47%																																																																																											
OVERALL PERFORMANCE ANALYSIS																																																																																												
REGISTERED	47	100%																																																																																										
SEATED	47	100%																																																																																										
ABSENTEES	0	0%																																																																																										
PASSED	47	100%																																																																																										
FAILED	0	0%																																																																																										
SCHOOL POSITION	4																																																																																											
TOTAL SCHOOLS	52																																																																																											

INDEX	NAME	SEX	MATHEMATICS	KISWAHILI	ENGLISH	SCIENCE	SOCIAL STUDIES	TOTAL	AVERAGE	OVR GRADE	SCH POSITION	OVERALL POSITION					
1	OPOTUNA JOHN PESHA	F	46	A	48	A	46	A	50	A	45	A	235	47	A	1	106
2	MOSES HENRY NDAGA	M	46	A	48	A	45	A	50	A	44	A	233	47	A	3	170
3	THONY ANTONY MWANSASU	M	46	A	48	A	45	A	50	A	44	A	233	47	A	3	170
4	DEBORA VICTOR NDIMBWA	F	46	A	48	A	47	A	47	A	45	A	233	47	A	3	170
5	FORTUNATA CHARLES MWAKALILA	F	43	A	48	A	48	A	48	A	45	A	232	46	A	5.5	212
6	SECILIA EZEKIA AMBOKILE	F	45	A	48	A	45	A	50	A	44	A	232	46	A	5.5	212
7	PRINCE FAZAL KALADIA	M	45	A	48	A	45	A	49	A	44	A	231	46	A	9	261
8	ZAKARIA EVARISTO CHATIRA	M	43	A	48	A	45	A	50	A	45	A	231	46	A	9	261
9	ELESIA NASE MWASIMBA	F	44	A	47	A	46	A	49	A	45	A	231	46	A	9	261
10	GLORY MADARAKA LINDO	F	45	A	48	A	44	A	49	A	45	A	231	46	A	9	261
11	MORINE HEZRON ASUKILE	F	46	A	48	A	43	A	49	A	45	A	231	46	A	9	261
12	GLORY AMANI NURU	F	46	A	48	A	44	A	48	A	44	A	230	46	A	13	309
13	MARTHA NEHEMIA NDELWA	F	42	A	48	A	45	A	50	A	45	A	230	46	A	13	309
14	NAZIEL RONALD MNGULU	F	42	A	47	A	47	A	49	A	45	A	230	46	A	13	309
15	GABRIEL FRANK MWASAMBAMBA	M	43	A	48	A	45	A	50	A	43	A	229	46	A	17	355
16	GEORGE HENRY KALIKENYA	M	41	A	48	A	45	A	50	A	45	A	229	46	A	17	355
17	INNOCENT PETER MADEMBWE	M	42	A	48	A	46	A	49	A	44	A	229	46	A	17	355
18	DIONA HEBRON MWAMWAJA	F	46	A	47	A	45	A	46	A	45	A	229	46	A	17	355
19	MARY ISUMBI NJOBELO	F	47	A	48	A	44	A	46	A	44	A	229	46	A	17	355
20	ELIA ELISHA KILEMBE	M	41	A	48	A	45	A	50	A	44	A	228	46	A	20.5	406.5
21	VANESSA JOSHUA MATATALA	F	43	A	48	A	46	A	46	A	45	A	228	46	A	20.5	406.5
22	DAUDI FRANK MWANAMISO	M	40	B	48	A	46	A	49	A	44	A	227	45	A	23	463.5
23	DESCARTERS BAZIL BASIL	M	42	A	48	A	45	A	47	A	45	A	227	45	A	23	463.5
24	ROSE BAHATI MNOZYA	F	46	A	48	A	45	A	43	A	45	A	227	45	A	23	463.5
25	EZRA JAMES MWAMBWILE	M	44	A	48	A	47	A	42	A	45	A	226	45	A	25.5	525.5

INDEX	NAME	SEX	MATHEMATICS	KISWAHILI	ENGLISH	SCIENCE	SOCIAL STUDIES	TOTAL	AVERAGE	OVR GRADE	SCH POSITION	OVERALL POSITION					
26	SHNAIDER VICTOR MWAMLIMA	M	41	A	48	A	43	A	50	A	44	A	226	45	A	25.5	525.5
27	CHRISTIAN HAMIS MWANDENUKA	M	43	A	48	A	45	A	44	A	45	A	225	45	A	28	592
28	MARCELINO CHARLES LUPEMBE	M	37	B	48	A	46	A	50	A	44	A	225	45	A	28	592
29	EMMILIANA JULIUS KINYONGE	F	42	A	48	A	44	A	47	A	44	A	225	45	A	28	592
30	ELIZABETH EMMANUEL DAFFI	F	42	A	45	A	48	A	46	A	43	A	224	45	A	30	671
31	DAVID ERICK KASEKWA	M	40	B	47	A	44	A	48	A	44	A	223	45	A	32.5	745.5
32	RONALD GERALD MUGISHA	M	40	B	47	A	44	A	48	A	44	A	223	45	A	32.5	745.5
33	TARQ ALLY KASSIM	M	46	A	48	A	35	B	50	A	44	A	223	45	A	32.5	745.5
34	SAFINA SAFARI SAID	F	39	B	48	A	42	A	49	A	45	A	223	45	A	32.5	745.5
35	BEE JAPHET JAMES	M	41	A	48	A	45	A	44	A	44	A	222	44	A	36	812
36	DANIEL ELIUD MNYANYA	M	42	A	48	A	46	A	43	A	43	A	222	44	A	36	812
37	LINAH KIVAULA LUHANGA	F	40	B	47	A	46	A	45	A	44	A	222	44	A	36	812
38	RAY EFRAIM KAYANGE	M	39	B	48	A	45	A	45	A	44	A	221	44	A	38	883.5
39	ATUKUZWE AMOS MTAWA	F	40	B	48	A	44	A	43	A	45	A	220	44	A	39	952.5
40	MARTHA SADICK ALFREDY	F	41	A	45	A	43	A	45	A	45	A	219	44	A	40	1020
41	LIGHTON BATON TULET	M	39	B	44	A	45	A	47	A	43	A	218	44	A	41	1088.5
42	ATU RAPHAELY KAYUNI	F	40	B	48	A	43	A	41	A	44	A	216	43	A	42.5	1221
43	STELLA JUMA MWAJOMBE	F	36	B	48	A	42	A	46	A	44	A	216	43	A	42.5	1221
44	FIDELIS PHILIP SHIMWELA	M	36	B	46	A	43	A	45	A	45	A	215	43	A	44	1289
45	ALEXANDER ALFRED NG'INGO	M	35	B	48	A	43	A	44	A	44	A	214	43	A	45	1357.5
46	ALEX VICTOR MAPOGHA	M	37	B	46	A	40	B	45	A	44	A	212	42	A	46	1494.5
47	ABIUD HERI MICHAEL	M	34	B	46	A	40	B	44	A	44	A	208	42	A	47	1771.5